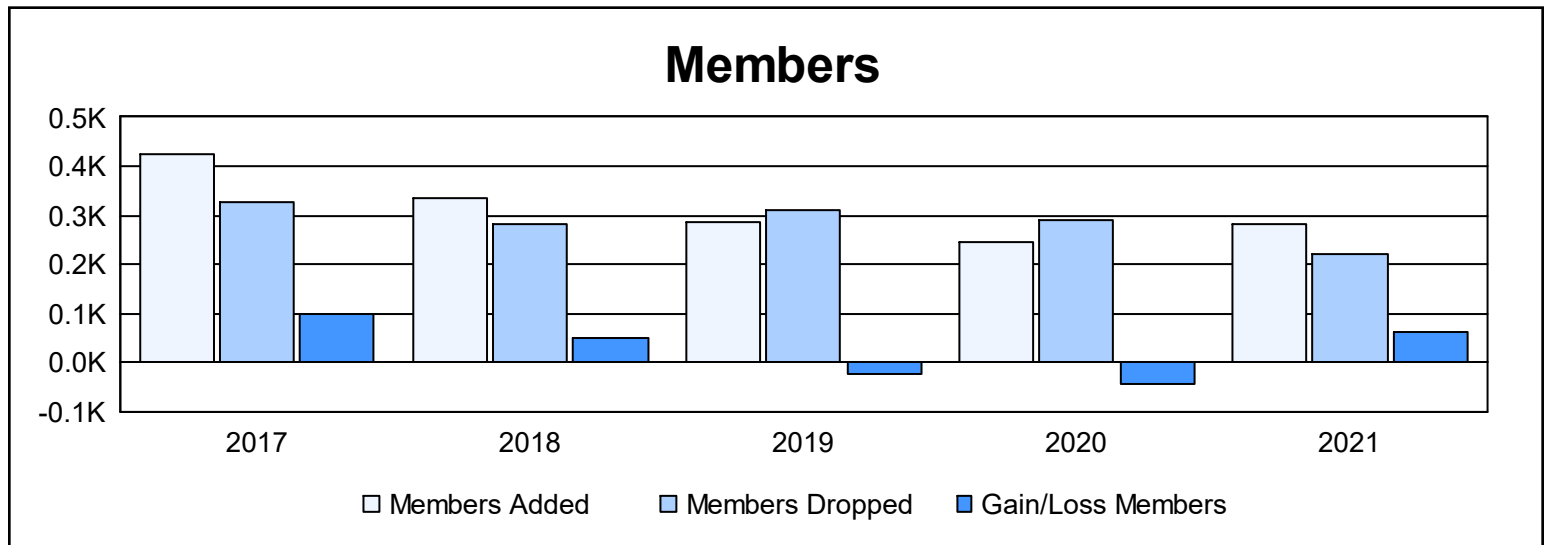
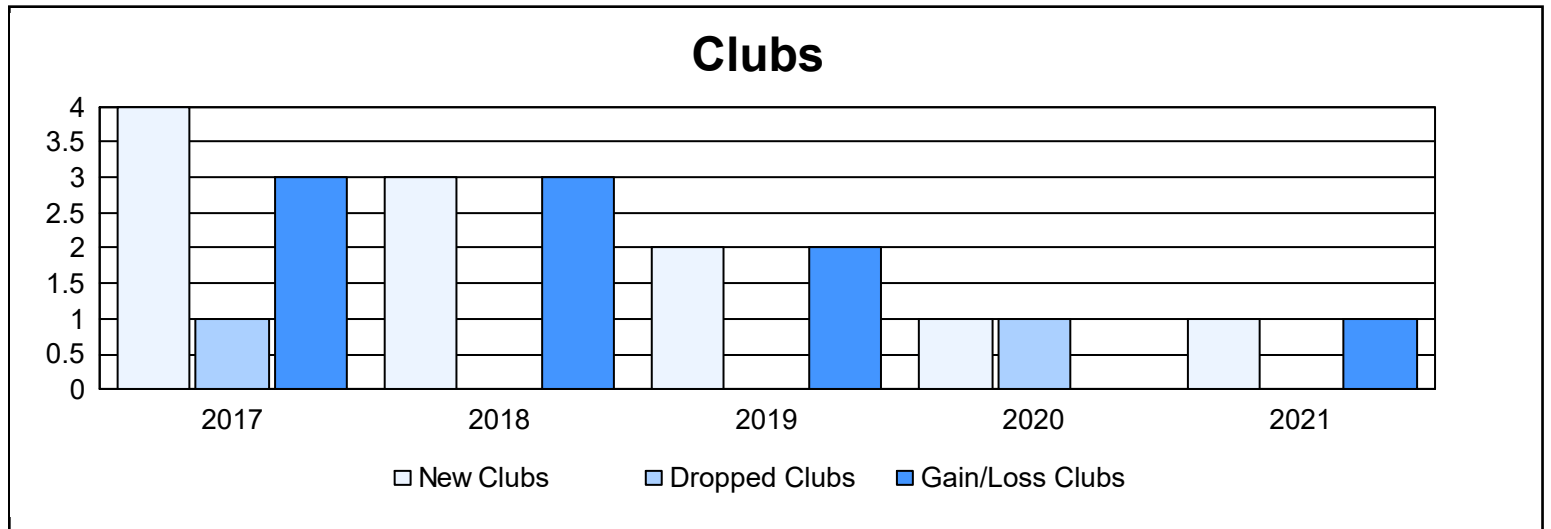
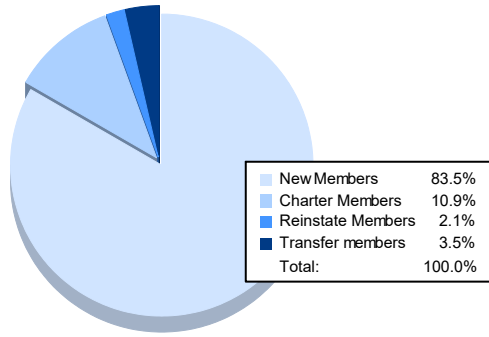


| Year | New Clubs | Dropped Clubs | Gain/ Loss Clubs | New Members | Charter Members | Reinstate Members | Transfer Members | Total Member Added | Total Members Dropped | Gain/ Loss Members |
|----------------|-----------|---------------|------------------|-------------|-----------------|-------------------|------------------|--------------------|-----------------------|--------------------|
| 2016-2017 | 4 | 1 | 3 | 291 | 121 | 7 | 7 | 426 | 328 | 98 |
| 2017-2018 | 3 | 0 | 3 | 234 | 78 | 17 | 5 | 334 | 283 | 51 |
| 2018-2019 | 2 | 0 | 2 | 229 | 45 | 5 | 8 | 287 | 309 | -22 |
| 2019-2020 | 1 | 1 | 0 | 200 | 26 | 13 | 6 | 245 | 290 | -45 |
| 2020-2021 | 1 | 0 | 1 | 237 | 31 | 6 | 10 | 284 | 221 | 63 |
| Average | 2 | 0 | 2 | 238 | 60 | 10 | 7 | 315 | 286 | 29 |



Membership Composition June 2021 Cumulative



Gender Composition June 2021 Cumulative

